



Analyzing DESSA Student Self-Report Data

DESSA

Student Self-Report

6th-12th

SSR

Session Objectives

- Learn how to access and view the various reports available for the HSE-SSR and MSE-SSR.
- Explore the different features of the educator view in the DESSA System and the Student Portal.
- Consider how to support students' social-emotional growth using a strength-based approach.

INTRODUCTION

ACCESSING AND REVIEWING DESSA DATA

ANALYZING & UTILIZING DESSA DATA

SUPPORTING STUDENTS

RESOURCES & REMINDERS

OPTIMISTIC CLOSURE

AGENDA

Opening Reflection

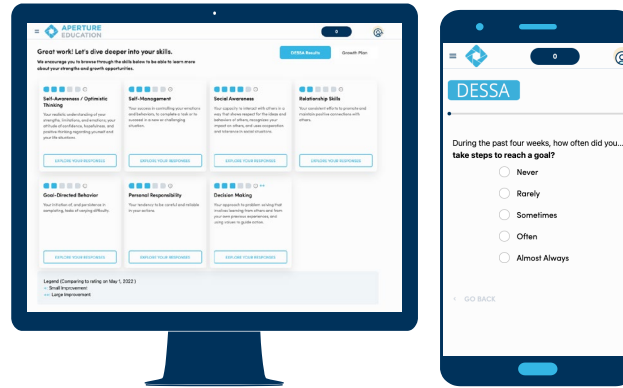
In your role, how do you anticipate using the DESSA data to support students?



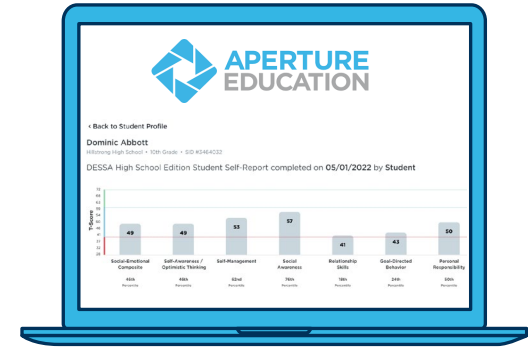
DESSA Student Self-Report: The Basics



DESSA HSE-SSR
High School Edition
Student-Self Report
9th -12th



Assessment completed by
students in the DESSA System
Student Portal with
opportunities for goal setting



Data & Insights:
Educators access
HSE-SSR data and view
students' progress

DESSA SSR: Assessment Results

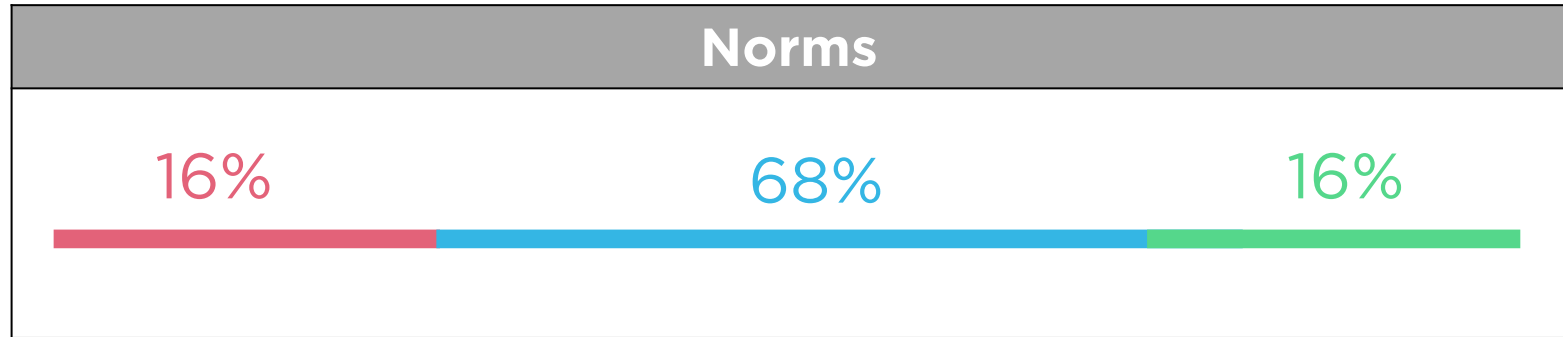
T-scores, categorized into 3 descriptive ranges

**Data views differ in the student portal/Aperture System for educators*

Need for Instruction T-Scores: 40 and below	Typical T-Scores: 41 – 59	Strength T-Scores: 60 and above
--------------------------------------------------------------	--------------------------------------------	--------------------------------------------------

Student would benefit from **support and instruction**

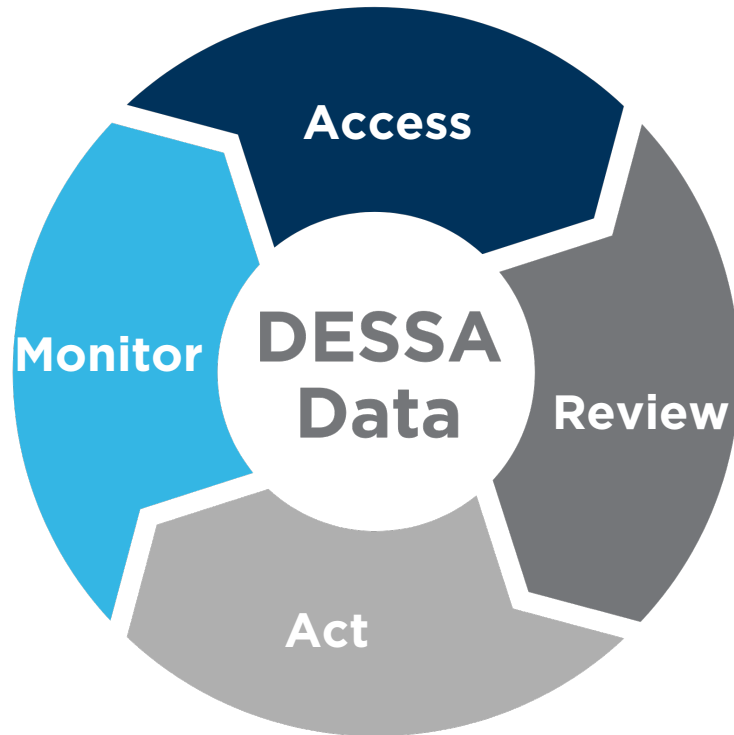
DESSA-HSE SSR: Assessment Results



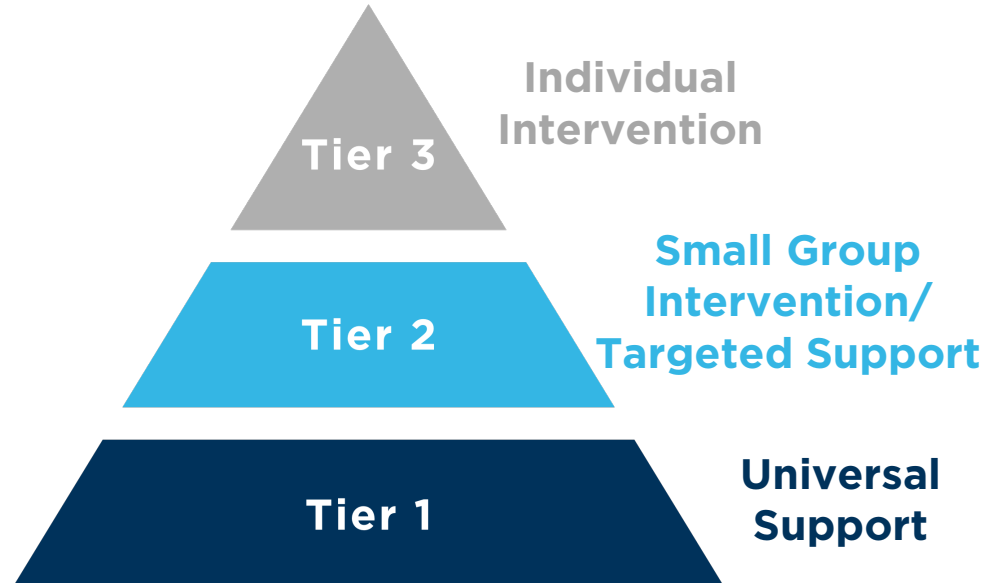
Recent observation of some SSR results:



Analyzing DESSA Data



MTSS: Multi-Tiered Systems of Support



Any questions about
the **DESSA SSR?**

INTRODUCTION

ACCESSING AND REVIEWING DESSA DATA

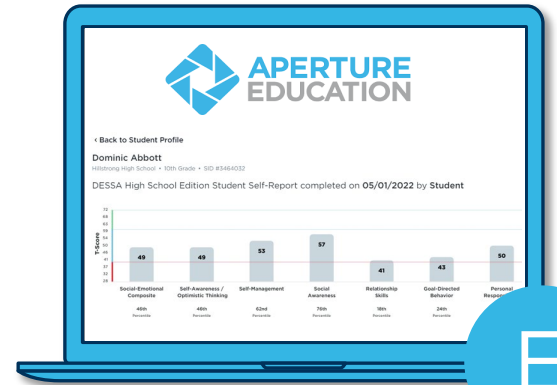
ANALYZING & UTILIZING DESSA DATA

SUPPORTING STUDENTS

RESOURCES & REMINDERS

OPTIMISTIC CLOSURE

Educator View in the DESSA System

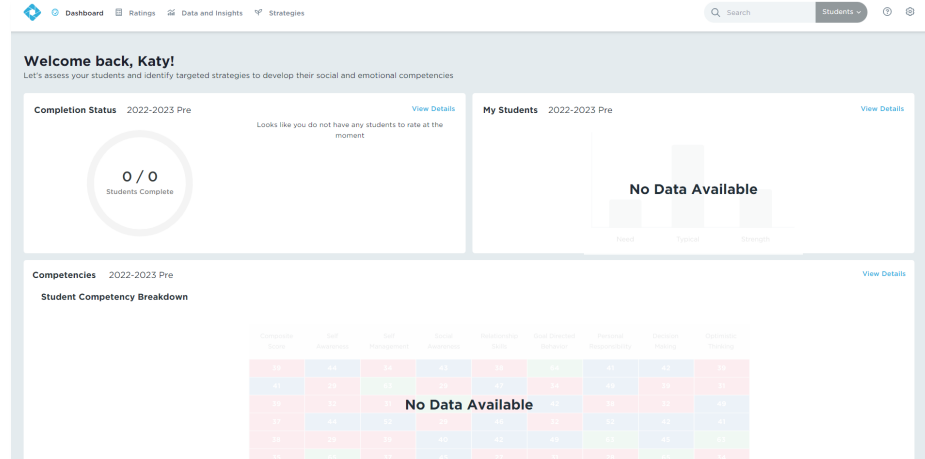
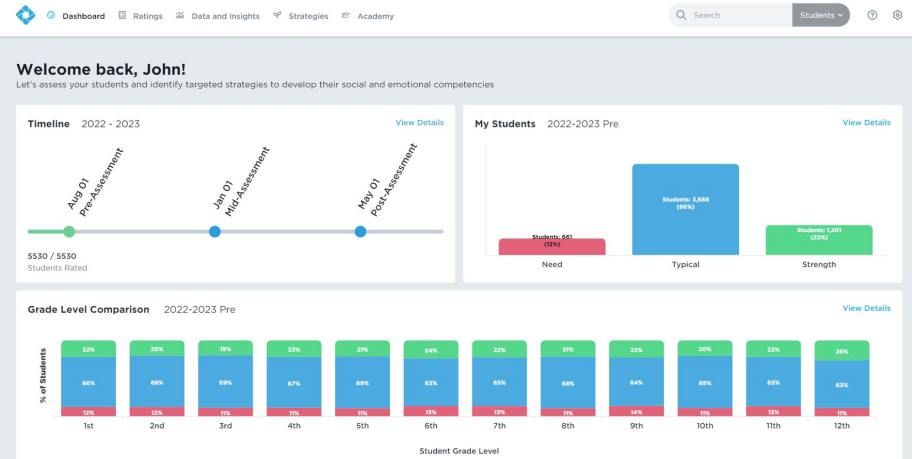


AGENDA

Access DESSA Data

Program Administrator,
Site Leader View

Educator View in the
Educator Portal



Data and Insights Tab

The screenshot shows the 'Data and Insights' tab in a software interface. The top navigation bar includes 'Dashboard', 'Ratings', 'Data and Insights' (highlighted with a blue circle), 'Strategies', and 'Academy'. A search bar is located on the right. The left sidebar contains a 'Reports' section with a 'collapse' button, followed by 'RATINGS' and 'COMPLETION REPORTS' sections. The main content area is titled 'My Students - Data updated hourly' and features a 'Filters' section with dropdown menus for 'Sites', 'Grades', 'Raters', 'Race', 'Academic', 'Rating Window', and 'Forms'. At the bottom of the filters are 'Apply' and 'Reset Filters' buttons. Two callout boxes are overlaid on the interface: a dark blue box labeled 'DESSA Data Reports' and a light blue box labeled 'Implementation Reports'. To the right of the interface, two dark blue boxes contain bulleted lists of report types.

Dashboard Ratings **Data and Insights** Strategies Academy

Search

Reports
collapse

RATINGS

- My Students
- Competencies
- Grade Level
- Impact Report
- Batch - Individual Rating
- Rating Export

COMPLETION REPORTS

- Rating Completion
- EdSERT Completion
- Training Completion

STUDENT PORTAL

- Student Goals
- Student Challenges

My Students - Data updated hourly

Filters ^

Students

Sites **Grades** **Raters** **Race**

All All All All

Academic

All

Ratings

Rating Window **Forms**

22-23 Pre All

Apply Reset Filters

DESSA Data Reports

- My Students
- Competencies
- Grade Level
- Impact Report
- Rating Export

Implementation Reports

- Batch - Individual Rating
- Rating Completion
- Student Goals
- Student Challenges
- Training Completion
- EdSERT Completion

Report Filters

Student Population

Tiered
Levels

Demographic
Information

Filters ^

Students

Sites

All



Grades

All



Raters

All



Race

American
Indian/Alaskan
Native

Asian

Black/African
American

Hispanic/Latinx

Native
Hawaiian/Pacific
Islander

White

Other

Academic

Special Ed

Section 504

English Learner

Reduced Price Meals

Economically
Disadvantaged

McKinney-Vento

Migrant

Gifted

Ratings

Rating Window

Rating Window



Forms

All



Start Date

__/__/__

Apply

Reset Filters

Rating Completion Report

DESSA System User
Level(s):

- ✓ Program Admin
- ✓ Site Leader

Action:
Select the
**Rating
Completion**
report option

Dashboard Ratings **Data and Insights** Strategies Academy

Search Students

Rating Completion Report

Filters

Students

Sites: All | Grades: All | Race: All | Academic: All

Ratings

Rating Window: 22-23 Pre | Rater Type: Student Self-Rep | Completion Type: Assignment Fully Complete

Apply Reset Filters

- Search
- Educator
- Student Self-Report

Reports

- My Students
- Competencies
- Grade Level
- Impact Report
- Batch - Individual Rating
- Rating Export

COMPLETION REPORTS

- Rating Completion**
- EdSERT Completion
- Training Completion

STUDENT PORTAL

- Student Goals
- Student Challenges

DESSA System User
Level(s):

- ✓ Program Admin
- ✓ Site Leader

Rating Completion Report

Action:
View the number of ratings completed by school, then click on the **Export** buttons to view the list of student details

100% Complete

Students Rated

1,655

Total Students

1,655

Breakdown

Search for a site

Export All

Northwestern High School (799 / 799)

100%

Export

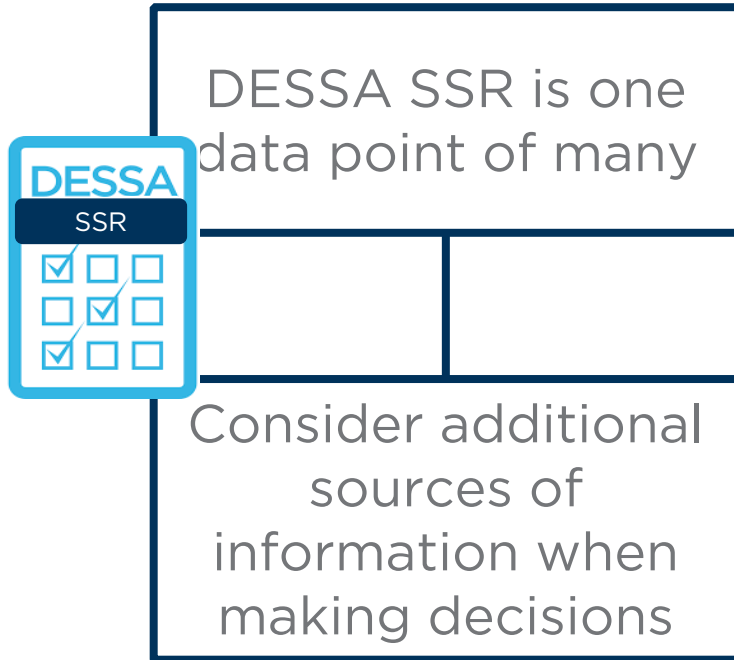
Hillstrong High School (856 / 856)

100%

Export

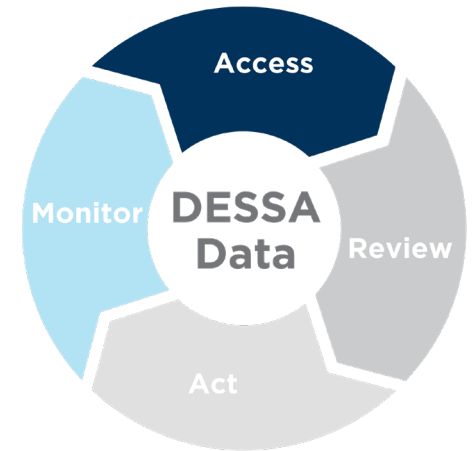
	A	B	C	D	E	F	G	H
1	StudentID	Student First Name	Student Last Name	Site Name	Descriptive Range	Assessment Form	Assigned Rater	Grade
2	3459769	Macie	Rasmussen	Northwestern High	S	DESSA-HSE-SSR	Ada Rice	10th Grade
3	3460340	Paityn	Meyer	Northwestern High	T	DESSA-HSE-SSR	Ada Rice	10th Grade
4	3461790	Orion	Humphrey	Northwestern High	N	DESSA-HSE-SSR	Ada Rice	10th Grade

Reviewing DESSA Data



What other data sources would you use to make decisions about student support, based on your role and responsibilities?

INTRODUCTION
ACCESSING AND REVIEWING DESSA DATA
ANALYZING & UTILIZING DESSA DATA
SUPPORTING STUDENTS
RESOURCES & REMINDERS
OPTIMISTIC CLOSURE



AGENDA

Data and Insights



Dashboard



Ratings



Data and Insights



Strategies



Academy



Search

Students ▾



Reports

< collapse

RATINGS

My Students

Competencies

Grade Level

Impact Report

Batch - Individual Rating

Rating Completion

EdSERT Completion

Training Completion

STUDENT PORTAL

Student Goals

Student Challenges

My Students - Data updated hourly

Filters ^

Students

Sites

All ▾

Grades

All ▾

Raters

All ▾

Race

All ▾

Academic

All ▾

Ratings

Rating Window

22-23 Pre × ▾

Forms

All ▾

Start Date

__/__/__

End Date

__/__/__

Apply

Reset Filters

Data Report: My Students

Action:
Select the
My Students
report option

The screenshot shows the 'My Students' data report interface. The top navigation bar includes 'Dashboard', 'Ratings', 'Data and Insights', 'Strategies', and 'Academy'. A search bar and a 'Students' dropdown menu are also present. The main content area is titled 'My Students - Data updated hourly'. On the left, a 'RATINGS' sidebar lists options: 'My Students' (highlighted), 'Competencies', 'Grade Level', 'Impact Report', 'Batch - Individual Rating', and 'Rating Export'. The main area features a 'Filters' section with the following controls:

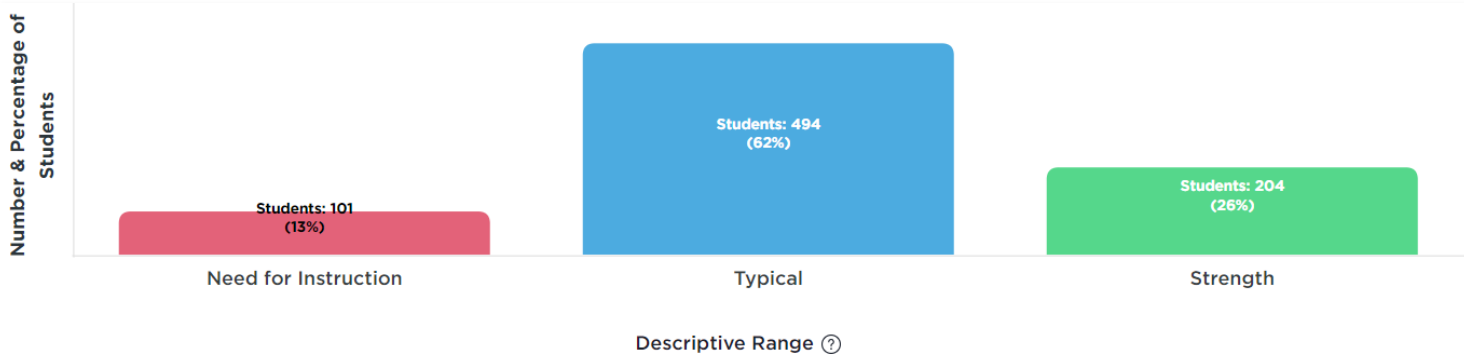
- Students:** Sites (Hillstrong High), Grades (11th Grade), Raters (Bryant, Parker), Race (All), Academic (All).
- Ratings:** Rating Window (22-23 Pre).
- Forms:** A dropdown menu is open, showing 'DESSA-HSE-SSR' selected, with other options: 'DESSA-mini Form 1', 'DESSA-mini Form 2', 'DESSA-mini Form 3', 'DESSA-mini Form 4', and 'DESSA-SSE'.
- Start Date:** A date input field.
- End Date:** A date input field.

Annotations include a blue circle around the 'Apply' button and a blue arrow pointing from the 'DESSA-HSE-SSR' option in the dropdown to a callout box.

Action:
Filter for
DESSA-
MSE/HSE SSR

Data Report: My Students

Action:
Review the distribution of students in the descriptive range bar graph



Action:
Scroll below the bar graph to view the student roster for the filters set

Search by student name

[Export CSV](#)

Name ▲	Grade ▲	Descriptive Range	T-Score ▲	Last Rating Form ▲	Rating Window	Last Rating Date ▲
Acosta, Payton	11th Grade	Typical	59	DESSA-HSE-SSR	22-23 Pre	08/01/2022
Adkins, Bruce	9th Grade	Typical	54	DESSA-HSE-SSR	22-23 Pre	08/01/2022
Adkins, Sam	10th Grade	Typical	49	DESSA-HSE-SSR	22-23 Pre	08/01/2022
Aguilar, Amiyah	10th Grade	Typical	48	DESSA-HSE-SSR	22-23 Pre	08/01/2022

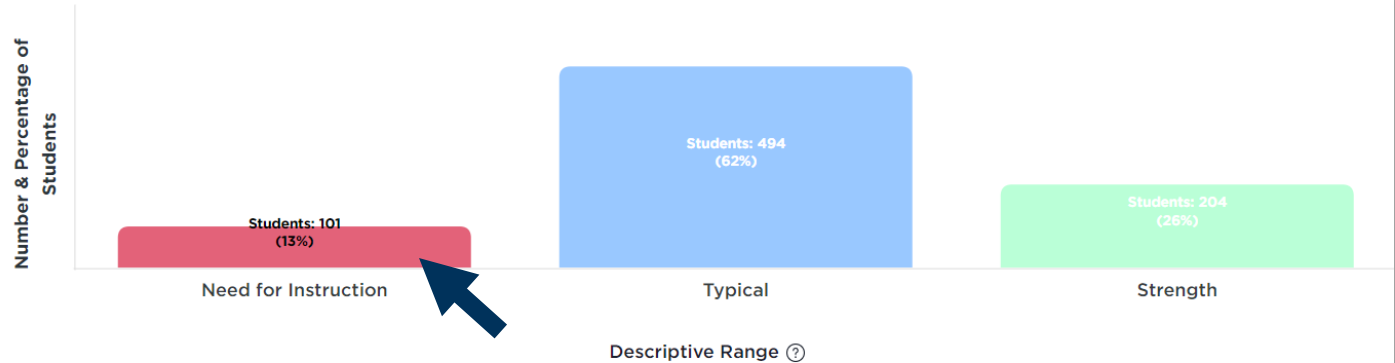
Data Report: My Students

Action:

Click on each descriptive range bar to filter for student rosters

Action:

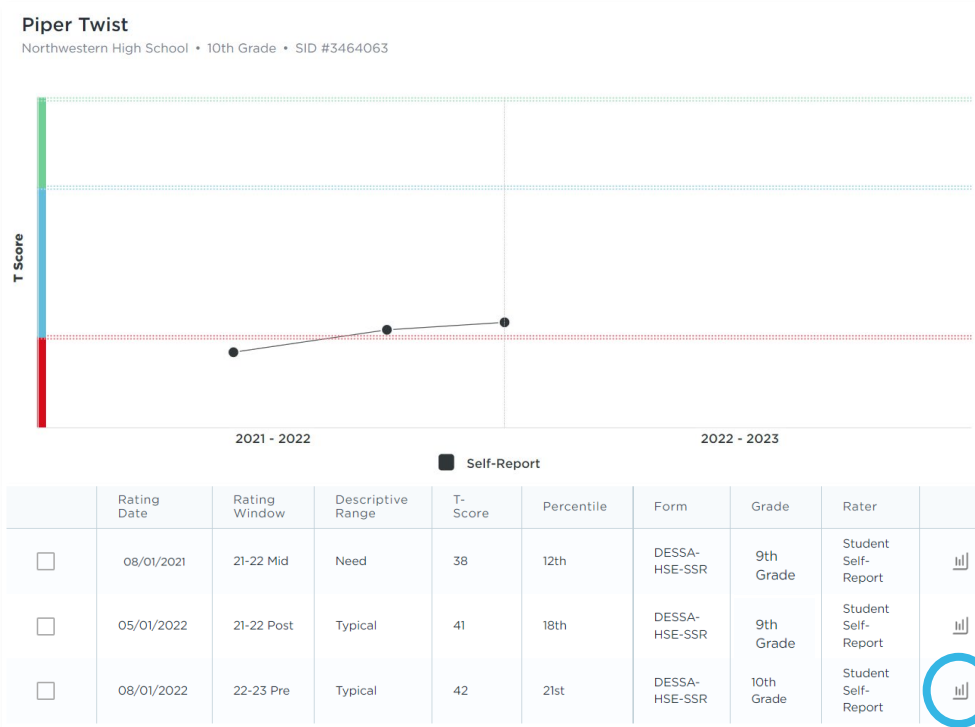
Click on an individual student name to view their student profile



Search by student name Need for Instruction Export CSV

Name ▲	Grade ▲	Descriptive Range	T-Score ▲	Last Rating Form ▲	Rating Window	Last Rating Date ▲
Estrada, Eithan	10th Grade	Need	28	DESSA-HSE-SSR	22-23 Pre	08/01/2022
Hawkins, Luciana	9th Grade	Need	28	DESSA-HSE-SSR	22-23 Pre	08/01/2022
Allison, Cameron	12th Grade	Need	29	DESSA-HSE-SSR	22-23 Pre	08/01/2022
Twist, Piper	12th Grade	Need	29	DESSA-HSE-SSR	22-23 Pre	08/01/2022

Data Report: My Students

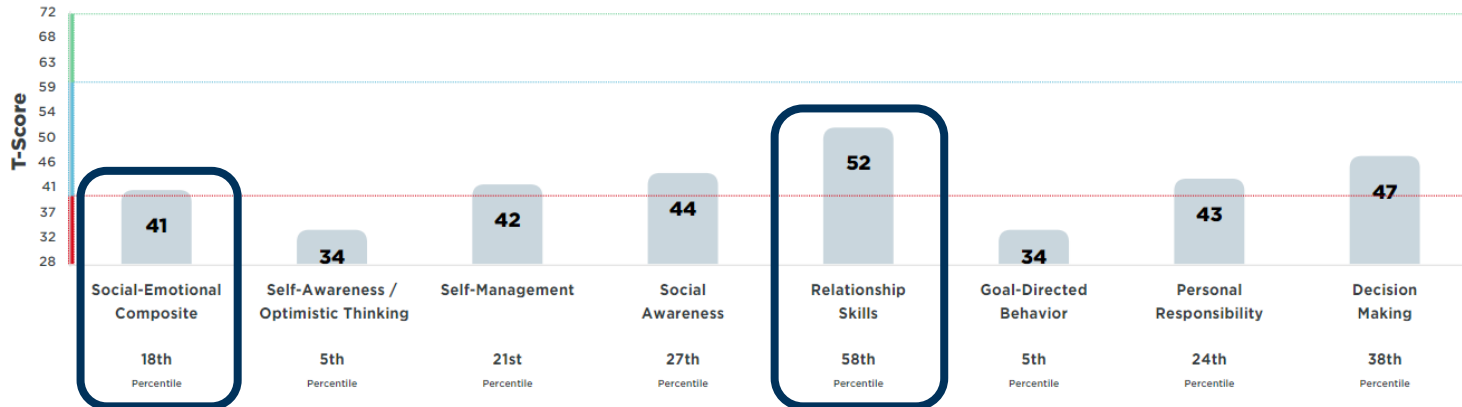


Individual Student Profile

- Historical ratings available to assigned educators
- List of completed assessments below the line graph
- **Action:** View individual assessment details

Data Report: My Students

Individual Rating Report



Action:

Where does the SEC score lie within the descriptive range?

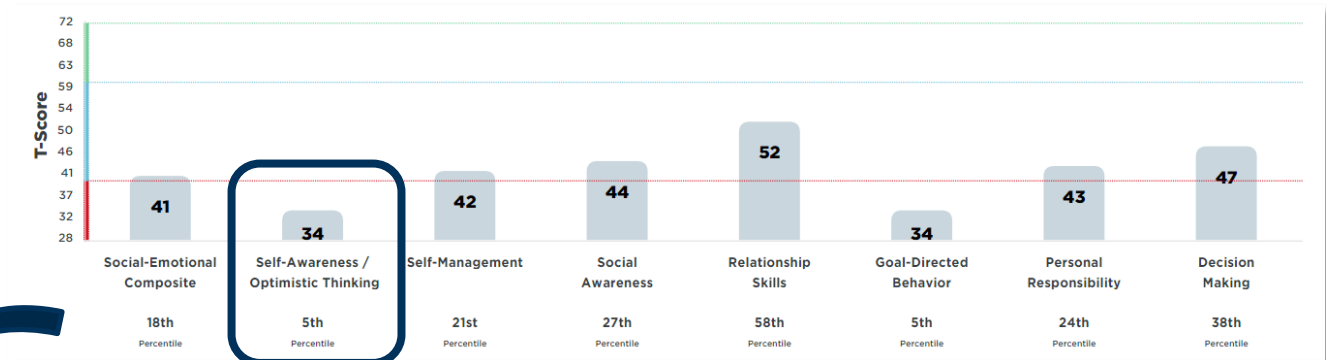
Action:

Consider areas of strength and areas where there is a need for instruction

What is one competency area that is a strength for this student?

What is one competency area where the student may need additional support?

Data Report: My Students



Action:
Use the **Individual Item Analysis** to review items (questions) by competency



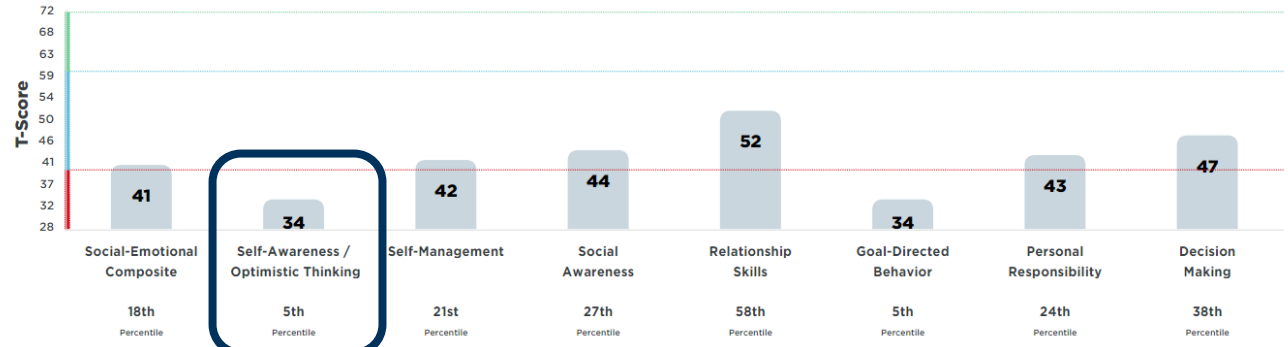
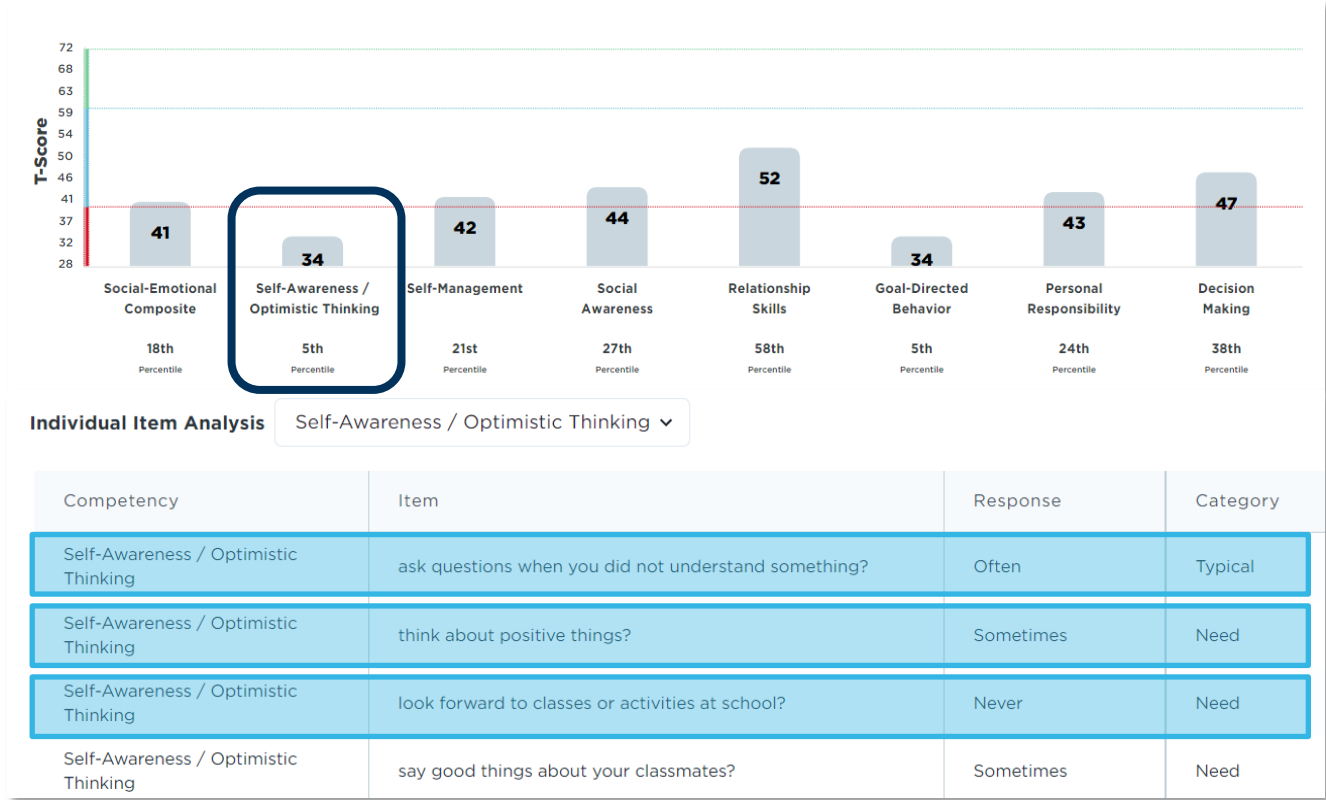
Individual Item Analysis

Self-Awareness / Optimistic Thinking

Competency	Item	Response	Category
Self-Awareness / Optimistic Thinking	Understand something?	Often	Typical
Self-Awareness / Optimistic Thinking		Sometimes	Need
Self-Awareness / Optimistic Thinking	look forward to classes or activities at school?	Never	Need
Self-Awareness / Optimistic Thinking	say good things about your classmates?	Sometimes	Need

Data Report: My Students

Action:
Consider ways that adults can support student growth in specific skill areas



Data Report: My Students

Self-Awareness / Optimistic
Thinking

look forward to classes or activities at school?

Never

Need

How can an educator (in any role) support the student to increase this specific area?

Analyzing & Utilizing Data

What are the baseline results?

- District-Wide
- School/Site
- Grade Level
- Classroom
- Demographics
(if available)

Are there any groups that differ significantly?

Individual Students:
What additional information should be considered?

How can this data be used to inform:

- Systems/Initiatives
- Instruction
- Intervention
- Student Engagement

Activity: Data Review

Directions:

- Locate the **My Students** report option
- Utilize filters to review DESSA-MSE/HSE-SSR data

What are the baseline results?

Are there any groups that differ significantly?

How can this data be used to inform:

Systems/Initiatives
Instruction
Intervention
Student Engagement

Check-In

Based on the information shared and data reviewed so far...



Aha!



Curiosities



Questions

Data and Insights



Dashboard



Ratings



Data and Insights



Strategies



Academy



Search

Students ▾



RATINGS

My Students ✓

Competencies

Grade Level

Impact Report

Batch - Individual Rating

My Students - Data updated hourly

Filters ^

Students

Sites

All ▾

Grades

All ▾

Raters

All ▾

Race

All ▾

Academic

All ▾

Ratings

Rating Window

22-23 Pre × ▾

Forms

All ▾

Start Date

__/__/__

End Date

__/__/__

Apply

Reset Filters

Data Report: Competencies

Action:
Select the
Competencies
report option

The screenshot displays the 'Data and Insights' section of a software interface. The navigation bar at the top includes 'Dashboard', 'Ratings', 'Data and Insights' (circled in blue), 'Strategies', and 'Academy'. A search bar and a 'Students' dropdown menu are also visible. On the left, a 'RATINGS' sidebar lists options: 'My Students' (with a checkmark), 'Competencies' (highlighted in blue), 'Grade Level', 'Impact Report', 'Batch - Individual Rating', and 'Rating Export'. The main content area is titled 'Competencies - Data updated hourly'. It features a 'Filters' section with the following options: 'Students' (circled in blue), 'Ratings', 'Rating Window', 'Forms', 'Start Date', and 'End Date'. Under 'Students', there are dropdowns for 'Sites' (Hillstrong High), 'Grades' (11th Grade), 'Raters' (All), 'Race' (All), and 'Academic' (All). Under 'Ratings', there is a dropdown for 'Rating Window' (22-23 Pre). Under 'Forms', there is a dropdown for 'Forms' (DESSA-HSE-SSR). Under 'Start Date' and 'End Date', there are date input fields. At the bottom of the filter section, there is an 'Apply' button (circled in blue) and a 'Reset Filters' link.

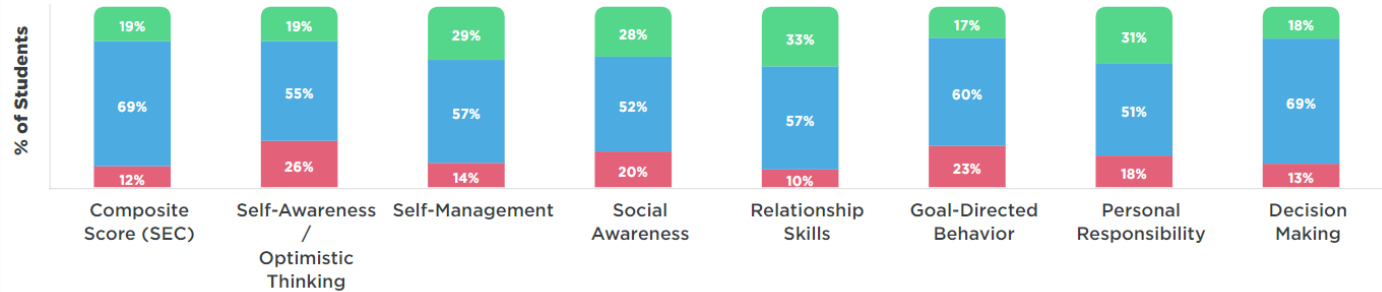
Data Report: Competencies

Action:

Review the results for completed DESSA assessments based on the filters set

Tier 2 Action:

Select Strategies resources to target instruction/intervention

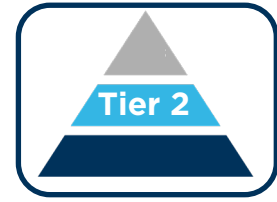


Student Breakout

[Export CSV](#)

	SEC	SA/OT	SM	SO	RS	GB	PR	DM
Francis, Riggs	28	29	37	28	41	28	29	29
Warner, Baylee	28	29	37	28	41	28	29	29
Hayden, Paityn	29	42	33	37	32	30	30	28
Noble, Karina	29	42	33	37	32	30	30	28
Rice, Jessica	33	29	39	37	48	32	33	29

Competencies: Custom Groups



Dashboard Ratings Data and Insights Strategies Academy

Search

Students



Reports

< collapse

RATINGS

My Students

Competencies

Grade Level

Impact Report

Batch - Individual Rating

Rating Export

Rating Window Summary

COMPLETION REPORTS

Rating Completion

EdSERT Completion

Training Completion

STUDENT PORTAL

Student Goals

Student Challenges

STRATEGIES

Support Strategies

Competencies - Data updated hourly

This is a great report to evaluate which strategies would be most impactful to implement.

Filters ^

Students

Sites

Rosehill Element X

Grades

4th Grade X

Raters

All

Race

All

Academic

All

Custom Group

All

- Create Custom Group
- LittleBears
- 7th Heaven
- 11:11
- 12 Strong
- LittlePharoahs
- PirateGroup
- Block2Babies

Ratings

Rating Window

23-24 Post X

Start Date

__/__/__

End Date

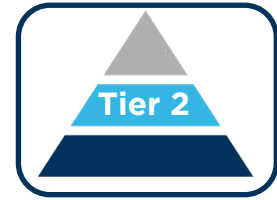
__/__/__

Apply

Reset Filters

Action:
Click into the
Custom Group
Filter

Data Report: Custom Groups



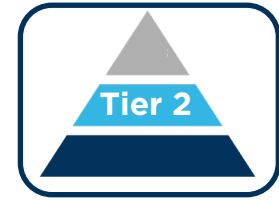
Action:
Name the
group.

Action:
Add students
by searching
their names.

The screenshot shows a web application interface with a navigation bar at the top containing 'Dashboard', 'Ratings', 'Data and Insights', 'Strategies', and 'Academy'. A search bar and a 'Students' dropdown menu are also visible. The main content area is partially obscured by a modal dialog box titled 'Add Custom Group'. The dialog box contains the following elements:

- Group Name:** A text input field containing 'Fab5'.
- Site:** A dropdown menu showing 'Rosehill Elementary'.
- Add Student(s):** A section with a search bar labeled 'Search Students'.
- Students List:** A list of five students, each with a trash icon to its right. The list is titled 'Students' and shows '(5 Selected)'. The students listed are:
 - Normanton, Uriah
 - Orkney, Gawen
 - Stoller, Deloria
 - Oulett, Erda
- Buttons:** 'Cancel' and 'Save' buttons at the bottom right of the dialog.

Data Report: Custom Groups



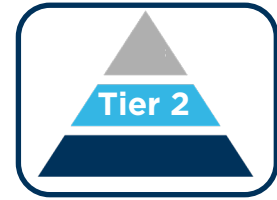
Student Competency Breakdown

[Export CSV](#)

	SEC	SA	SM	SO	RS	RDM	OT
Workman, Pablo	28	34	28	31	28	28	28
Normanton, Uriah	28	34	32	28	28	30	32
Orkney, Gawen	33	34	37	35	35	36	35
Stoller, Deloria	36	37	39	41	34	36	39
Oulett, Erda	37	37	37	37	41	40	42
Records, Melvyn	38	45	36	41	35	36	46
Fratczak, Culver	38	41	42	35	41	42	39
Charity, Joel	40	45	42	33	39	46	46
Bampforth, Norbie	40	41	42	41	39	42	44
Janjic, Lynnett	41	43	41	45	43	42	42

Action:
Export the
Student
Competency
Breakdown into
a CSV.

Data Report: Custom Groups



Action:

Copy the Student ID #s of the students you want to add to a Custom Group.

	A	B	C
1	Student ID	Last Name	First Name
2	379150416	Workman	Pablo
3	924775748	Normanton	Uriah
4	715095029	Orkney	Gawen
5	588466634	Stoller	Deloria
6	218123984	Oulett	Erda
7	169675784	Records	Melvyn
8	257086844	Fratczak	Culver
9	936826436	Charity	Joel
10	100508248	Bampforth	Norbie
11	431360506	Janjic	Lynnett
12	347638276	Chippis	Taddeo
13	79621006	Thorsen	Matty
14	682665392	Herley	Wilbur

Action:

Paste the ID numbers into the Search bar and click Save.

The screenshot shows a dialog box titled "Add Custom Group" with the following fields and options:

- Group Name:** A text input field containing "Fantastic 5".
- Site:** A dropdown menu showing "Rosehill Elementary".
- Add Student(s):** A section with a search bar labeled "Search Students" and a note: "You may copy and paste StudentIDs to batch assign".
- Students:** A list of five students: "Workman, Pablo", "Normanton, Uriah", "Orkney, Gawen", and "Stoller, Deloria". The list is labeled "(5 Selected)" and has a trash icon next to it.
- Buttons:** "Cancel" and "Save" buttons at the bottom.

A blue arrow points to the "Save" button, and a green notification bar at the bottom right of the interface says "5 students added to group".

Competency Connection

Based on your knowledge of the DESSA, which competency represents your greatest strength?

Which competency represents your greatest area of need?

How can you use your strengths to improve your area of need?



Data Report: Grade Level

Action:
Select the
Grade Level
report option
and any
desired filters

Dashboard Ratings **Data and Insights** Strategies Academy

Search Students

RATINGS

- My Students ✓
- Competencies ✓
- Grade Level**
- Impact Report
- Batch - Individual Rating
- Rating Export

Grade Level

- Data updated hourly

Filters ^

Students

Sites: Hillstrong High ×

Raters: Baker, Isla ×

Race:
 American Indian/Alaskan Native
 Asian
 Black/African American
 Hispanic/Latinx
 Native Hawaiian/Pacific Islander
 White
 Other

Academic:
 Special Ed
 Section 504
 English Learner
 Reduced Price Meals
 Economically Disadvantaged
 McKinney-Vento
 Migrant
 Gifted

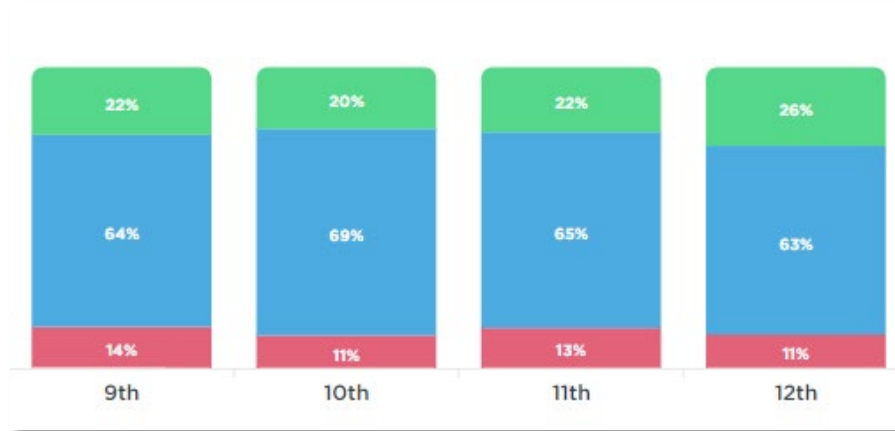
Ratings

Rating Window: 22-23 Pre ×

Forms: DESSA-HSE-SSR ×

Apply Reset Filters

Data Report: Grade Level



Student Grade Level

■ Need for Instruction ■ Typical ■ Strength

How could you use this grade level comparison report in your role or within your site?

Data Report: Impact Report

Action:
Select the
**Impact
Report**
option

Action:
Use filters to
select two
rating
windows

Dashboard Ratings **Data and Insights** Strategies Academy

Search Students

RATINGS

- My Students
- Competencies
- Grade Level
- Impact Report**
- Batch - Individual Rating
- Rating Export

Impact Report - Data updated hourly
Note: This report only shows students with ratings in both rating windows.

Filters ^

Sites All ▾ **Grades** All ▾ **Race** All ▾ **Academic** All ▾

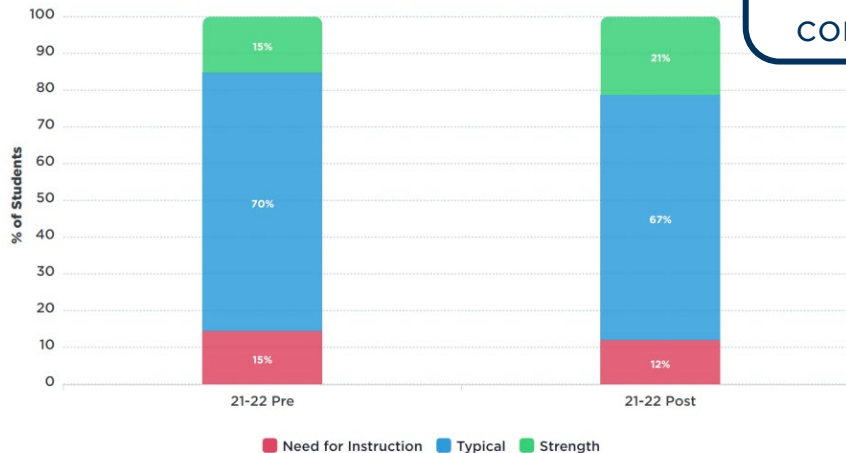
Rating Window 1 21-22 Pre ▾ **Rating Window 2** 21-22 Post ▾ **Rater Type** Student Self-Report ▾ **Forms** All ▾

Run Report Reset Filters

Data Report: Impact Report

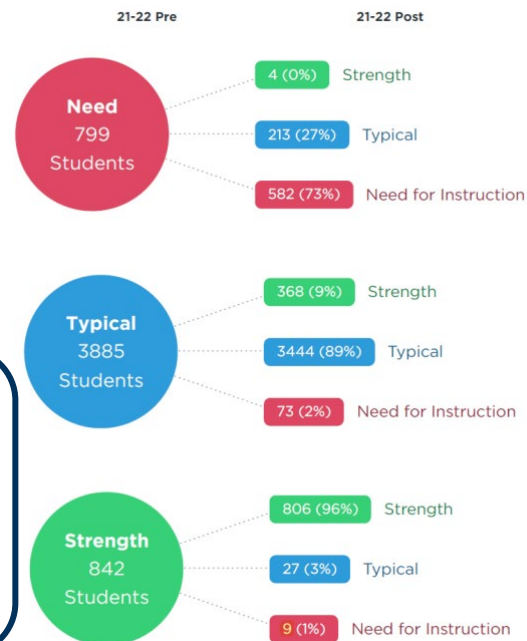
Change in Students' Overall Social and Emotional Competence

Displays changes over time in the distribution of descriptive ranges for students



Action:
View change in overall student competence

Action:
Identify student movement between descriptive ranges



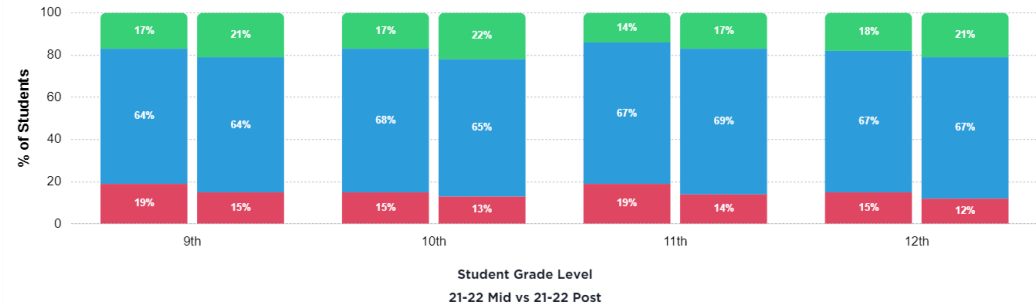
Data Report: Impact Report

Action:
Review
changes by
grade level

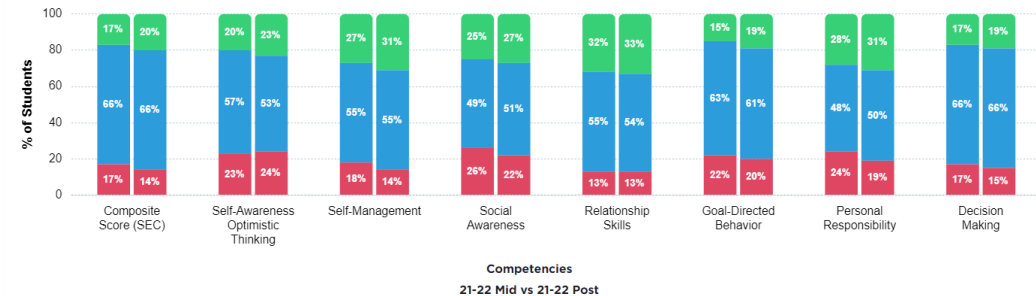
Action:
Specify changes
by competency
area

Change in Students' Social and Emotional Competence by Grade Level

Current grades as of 09/16/2022



Change in DESSA Student Self Report Social and Emotional Competencies



Activity: Data Review

Directions:

- Access the reviewed reports
- Consider the guiding questions

RATINGS

My Students

Competencies

Grade Level

Impact Report

Batch - Individual Rating

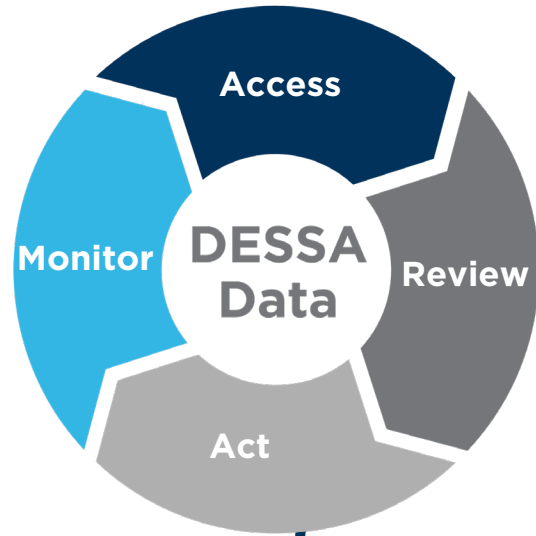
Rating Export

What are
the
baseline
results?

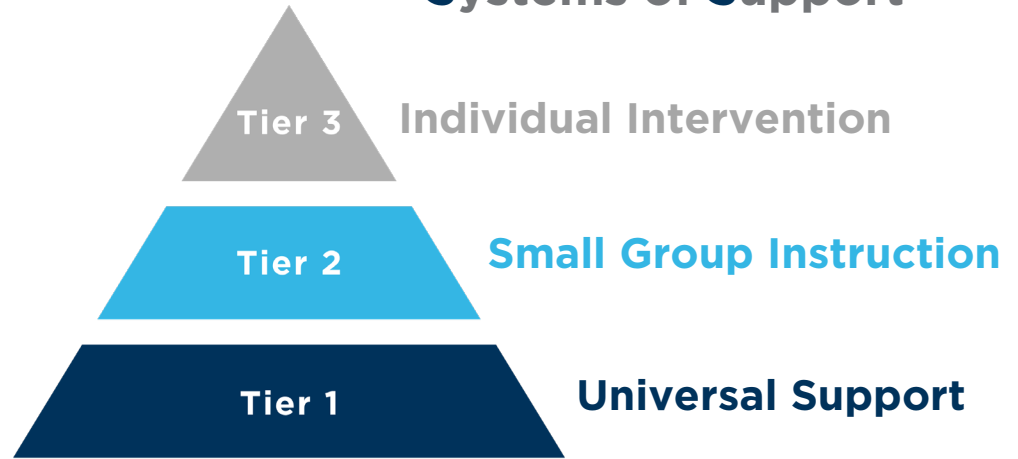
Are there
any
groups
that differ?

How can
this data
enhance
existing
systems?

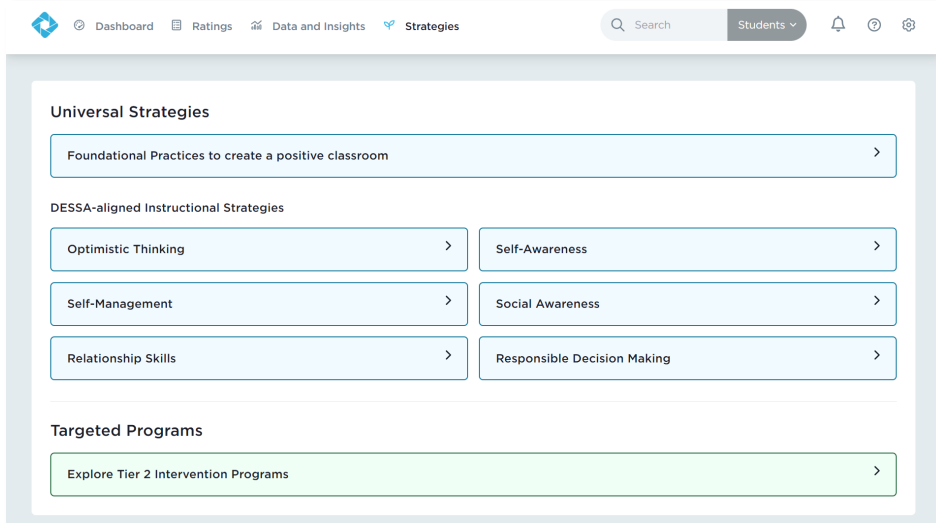
Utilizing DESSA SSR Data



MTSS: Multi-Tiered Systems of Support



Educator Resource: Strategies



The screenshot shows the 'Strategies' section of the Aperture System interface. It features a navigation bar with 'Dashboard', 'Ratings', 'Data and Insights', and 'Strategies'. A search bar and a 'Students' dropdown menu are also present. The main content is organized into three sections: 'Universal Strategies' with a link for 'Foundational Practices to create a positive classroom'; 'DESSA-aligned Instructional Strategies' with a grid of links for 'Optimistic Thinking', 'Self-Management', 'Relationship Skills', 'Self-Awareness', 'Social Awareness', and 'Responsible Decision Making'; and 'Targeted Programs' with a link for 'Explore Tier 2 Intervention Programs'. A large blue arrow points from the 'Foundational Practices' link to the 'Goal-Directed Behavior' page on the right.



Aperture System | Growth Strategy

Universal High School

Goal-Directed Behavior

Small Victories

Pre-Teaching/ Guiding Language:

Celebrating small accomplishments or even daily tasks helps us to feel motivated to complete larger, more complicated goals. Breaking the idea that only the "big things" deserve celebrations is necessary for us to maintain our attention and increases our drive towards our longer-term goals. When you celebrate or acknowledge your small victories, your mood naturally increases due to your brain releasing dopamine into your system. This gives you the energy to continue forward! Your acknowledgments and celebrations do not need to be huge; this can be as simple as rewarding yourself with a break, having a friend notice how hard you've been working, or a teacher saying "no homework" because the class worked so hard today. Try and think about how you can acknowledge your own small victories and those of your friends and classmates!

This strategy reinforces the skills taught in the high school student-directed strategy *Celebrate the Small Stuff*.

Key Takeaways:

- Students will understand the importance of celebrating the "small stuff".
- Students will increase their attention to positive details.
- Students will increase their ability to track small milestones.

Duration + Materials:

- 5 minutes

Key Vocabulary:

- **Victories**- Achievement of mastery of success in a struggle or endeavor.
- **Accomplishments**- Something that has been achieved successfully.
- **Dopamine**- A compound present in the body as a neurotransmitter and a precursor of other substances including epinephrine.

Questions about
the information
shared so far?

DESSA System Student Portal



AGENDA

INTRODUCTION

ACCESSING AND REVIEWING DESSA DATA


ANALYZING & UTILIZING DESSA DATA

SUPPORTING STUDENTS

RESOURCES & REMINDERS


OPTIMISTIC CLOSURE

DESSA System: Student Portal



DESSA
You have 0 pending assessments

[VIEW NOW](#)



Goals & Rewards
You have 2 active goal(s)

[VIEW NOW](#)

● ● ● ● ● ⓘ

Self-Awareness / Optimistic Thinking

Your realistic understanding of your strengths, limitations, and emotions; your attitude of confidence, hopefulness, and positive thinking regarding yourself and your life situations.

[EXPLORE YOUR RESPONSES](#)

- Ways you are currently using this skill:**
- think about positive things
 - look forward to classes or activities at school
 - have high expectations for yourself
 - agree with the way others think about you
 - ask questions when you did not understand something
 - ask somebody for feedback
 - recognize your personal strengths
- Growth opportunities:**
- say good things about your classmates
 - teach someone how to do something

SEL Challenges


[+ CHALLENGE +](#)

Gratitude on Cue
Deadline: 01/14/22


[+ CHALLENGE +](#)

Psyche Yourself Up
Deadline: 07/29/22

Goal Setting



Join Key Club
Deadline: 12/16/22



Earn B+ in English
Deadline: 12/16/22

DESSA System: Student Portal



DESSA Results

Growth Plan

SEL Challenges

+ CHALLENGE +

Psyche Yourself Up

Deadline: 07/29/22

+ CHALLENGE +

Gratitude on Cue

Deadline: 01/14/22

Earn points by taking on challenges.

Select up to two skills and press **SELECT CHALLENGES** to continue.


DESSA Results

Growth Plan



Self-Awareness / Optimistic Thinking

Your realistic understanding of your strengths, limitations, and emotions; your attitude of confidence, hopefulness, and positive thinking regarding yourself and your life situations.



Self-Management

Your success in controlling your emotions and behaviors, to complete a task or to succeed in a new or challenging situation.



Social Awareness

Your capacity to interact with others in a way that shows respect for the ideas and behaviors of others, recognizes your impact on others, and uses cooperation and tolerance in social situations.



Relationship Skills

Your consistent efforts to promote and maintain positive connections with others.



Goal-Directed Behavior

Your initiation of, and persistence in completing, tasks of varying difficulty.



Personal Responsibility

Your tendency to be careful and reliable in your actions.



Decision Making

Your approach to problem solving that involves learning from others and from your own previous experiences, and using values to guide action.



SELECT CHALLENGES

DESSA System: Student Portal



Select Challenges by Competency Areas



Relationship Skills

Your consistent efforts to promote and maintain positive connections with others.



Relationship Skills

- 1500 points - Gaslighting 101
- 1000 points - Heathy vs. Unhealthy
- 500 points - "Say "NO" like a Pro!"
- 250 points - Appreciation Station!

Appreciation Station!

12/01/22



DETAILS:

How does it feel when someone shows you appreciation? This could be in the form of a compliment, a small gift, words of affirmation or even a simple "thank you!". In a 2012 study by Dr. Sugawara at the Scripps Research Institute, it was shown that when people were given praise or shown appreciation, the reward center of the brain was activated. This resulted in improved learning, more skills were acquired and most importantly, people reported feeling happier! Here are some additional benefits of showing appreciation:

1. You acquire a more positive mindset
2. You feel more confident
3. Your mood improves
4. You build lasting relationships
5. Your engagement improves

Other Info:

- * Tasks have been defined and set for you.
- * A reward has been set by the creator of this challenge.

Reward:

Earn 250 points.

Appreciation Station!

12/01/22



Main **Tasks** Updates Attachments

Tasks:

- 11/24 Make it a priority to show appreciation to someone in your life at least once each day. This can be to a parent, sibling, teacher, or a friend!
- 11/24 Reflect on a time where you were shown appreciation. How did that make you feel? What were you shown appreciation for?
- 12/1 Submit the ways you showed your friends appreciation in Updates!
- 12/1 Need some inspiration? Check out these "97 Ways to Show Appreciation" article: <https://parade.com/1208701/kaitlinvogel/how-to-show-appreciation/>

Challenge Status:

ACTIVE



INCOMPLETE

COMPLETE

Supporting Students

View Student SEL Challenges in the Aperture System:

- ❖ Search for a student **OR** select from the roster on the **My Students** report
- ❖ View the Individual Student Profile
- ❖ Scroll down below the assessment results

Student Challenges						
Status	Deadline	Challenge Type	Goal Name ▲	Tasks	Growth Plan	
Active	12/01/2022	Relationship Skills	Appreciation Station!	0/4	✓	 

Add Comment

Your comment goes here

Send

View
Student
Attachments

DESSA System: Student Portal



Goal Setting

○ ○ ○ ○ ○ ○ ○ ○ ○ ○

What type of goal are you setting?

Academic Healthy Habits Volunteer **Extracurricular** Financial

Hobbies College Prep Professional Development Other

< GO BACK **NEXT**

What is the deadline for your goal?

< September 2022 >

Su	Mo	Tu	We	Th	Fr	Sa
28	29	30	31	1	2	3
4	5	6	7	8	9	10
11	12	13	14	15	16	17
18	19	20	21	22	23	24
25	26	27	28	29	30	1



Join Key Club

Deadline: 12/16/22

+ +

Main Updates Attachments

My why:
I want to be more involved in school to meet more people, and I can add this club to my college resume.

Tasks:

- 9/16 Fill out club form during advisory
- 10/3 Fill out monthly volunteer tracker

+ Add Task

Reward:
Celebrate with friends!

My team:
PRIMARY TEAM MEMBER:
 Mentor

SUBSCRIBED TEAM MEMBERS:
Select a subscriber





Goal status:

ACTIVE INCOMPLETE COMPLETE

Supporting Students

View Student Goals in the Aperture System:

- ❖ Search for a student **OR** select from the roster on the **My Students** report
- ❖ View the Individual Student Profile
- ❖ Scroll down below the assessment results

Student Goals					
Status	Deadline	Goal Type ▲	Goal Name ▲	Tasks	
Active	12/16/2022	Extracurricular	Join Key Club	0/2	 
Active	12/16/2022	Academic	Earn B+ in English	0/1	 

Add Comment

Your comment goes here

Send

Add Comments
and View Student
Attachments

INTRODUCTION

ACCESSING AND REVIEWING DESSA DATA

ANALYZING & UTILIZING DESSA DATA

SUPPORTING STUDENTS

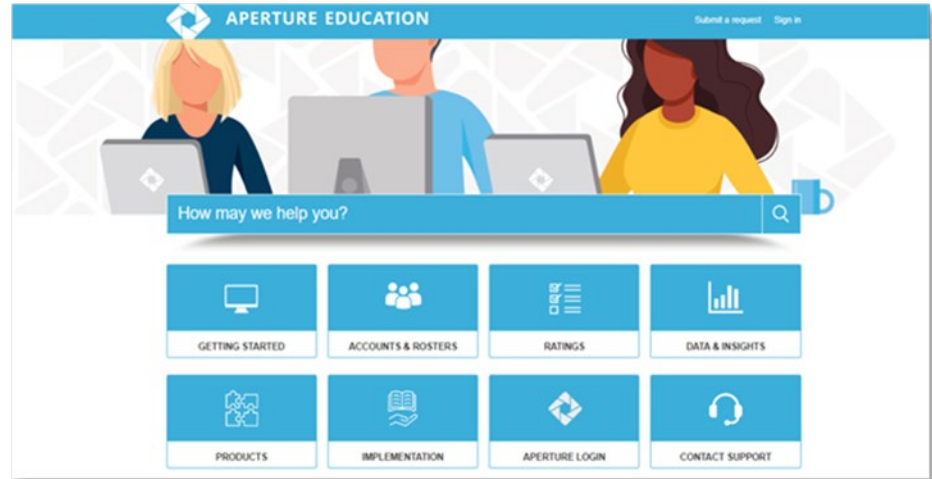
RESOURCES & REMINDERS

OPTIMISTIC CLOSURE

AGENDA

Educator Resource: Support Portal

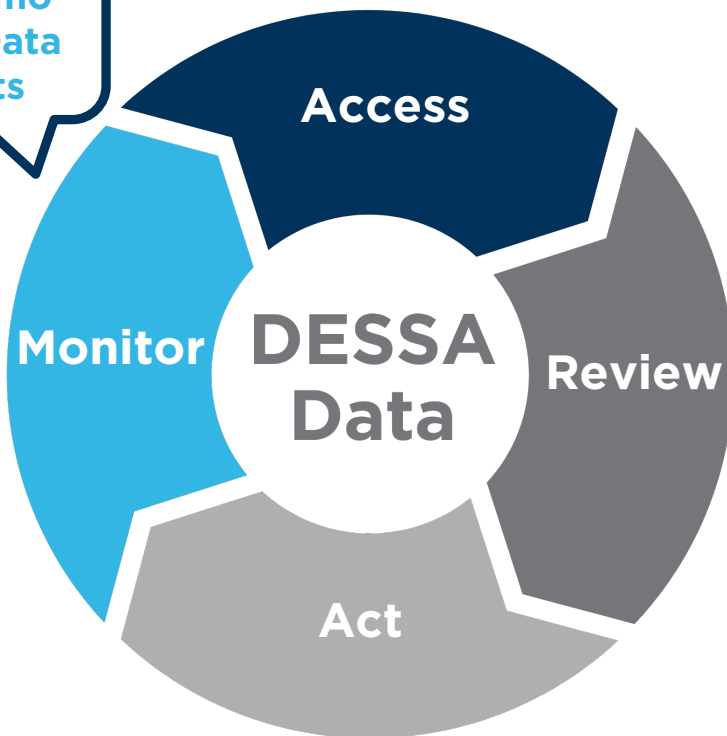
- Additional resources for all users in the Aperture System
- Includes video tutorials, webinars, educator guides, FAQs, and implementation/planning resources



**Click Here to
Play Demo
Video:
Aperture
System
Support Portal**

Educator Resource: Data Reports

Click Here to
Play Demo
Video: Data
Reports



APERTURE EDUCATION



Talking to Students About Their Data

What matters most when talking about SSR data with your students is offering them the space and guidance to reflect and discuss together. First, you'll want to personally reflect and prepare for your conversation – the following guiding questions can help!

Educator Reflection Questions

- Have you reviewed the students' SSR results? If not, take some time to do so now.
- What strengths do you notice in their data overall? What about at the individual student level?
- What potential areas for growth do you notice in general? What about at the individual student level?
- How can you ensure your students feel comfortable discussing their data?
- How can you communicate trends in the data to your students, including strengths and potential areas where the group as a whole could grow?

Once you've had time to prepare, the following questions might be helpful for guiding individual conversations with your students.

Individual Student Reflection Questions

- What was it like completing the assessment?
- Have you been able to review your own results? (If not, consider taking the time to support them in doing so now.)
- Were there any areas that surprised you when you saw your results?
- What areas were strengths for you? What does it look like for you to use those skills?
- In what areas do you have opportunities for growth?
- What is an area you would like to strengthen?
- Is there anything you feel would be helpful for me to know as I support you?

Finally, it's important to keep in mind that gathering and reviewing the SSR data is a process. As you and your students have more experience with the SSR and with talking about social and emotional skills, you'll discover new ways that you can continue to support their social and emotional growth.

INTRODUCTION

ACCESSING AND REVIEWING DESSA DATA

ANALYZING & UTILIZING DESSA DATA

SUPPORTING STUDENTS

RESOURCES & REMINDERS

OPTIMISTIC CLOSURE

AGENDA

Optimistic Closure

Based on your role, how will you plan to utilize the collected data and what next step(s) can you take?

