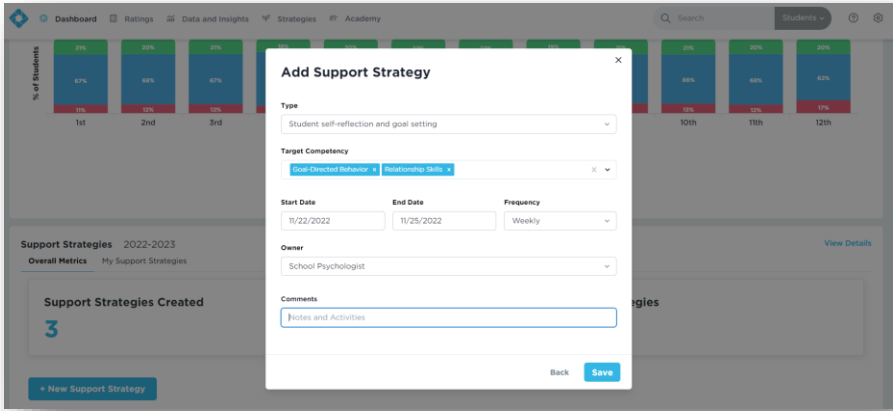


How To Document Support Strategies

A critical component of the SEL screening process is the data analysis and intervention planning process that follows the administration of the screeners. Thoughtful data analysis and intervention planning helps ensure that we leverage screener data to strengthen the foundational supports provided to all students and to identify students who may benefit from additional support.

Permissions Required: none (all roles)

1. You can document a Support Strategy either from your Dashboard or an Individual Student Report.
 - Dashboard: From the Dashboard scroll down to the bottom of the screen until you see the + New Support Strategy button in the Support Strategies section
 - Individual Student Report: From an Individual Student Report (navigate here by searching for a student's name in the top search bar), scroll until you see the Add button next to Support Strategies
2. Select the site (school) of the students that you're applying the strategy.
3. Identify the students the Support Strategy applies to:
 - For Universal (tier 1) strategies, click the button to Select All Students I Rate
 - For Small Group strategies, select multiple students by searching for them in the search bar
 - For Individual strategies, search for the student in the search bar
4. Click Next.
5. Provide details about the strategy by following the prompts.

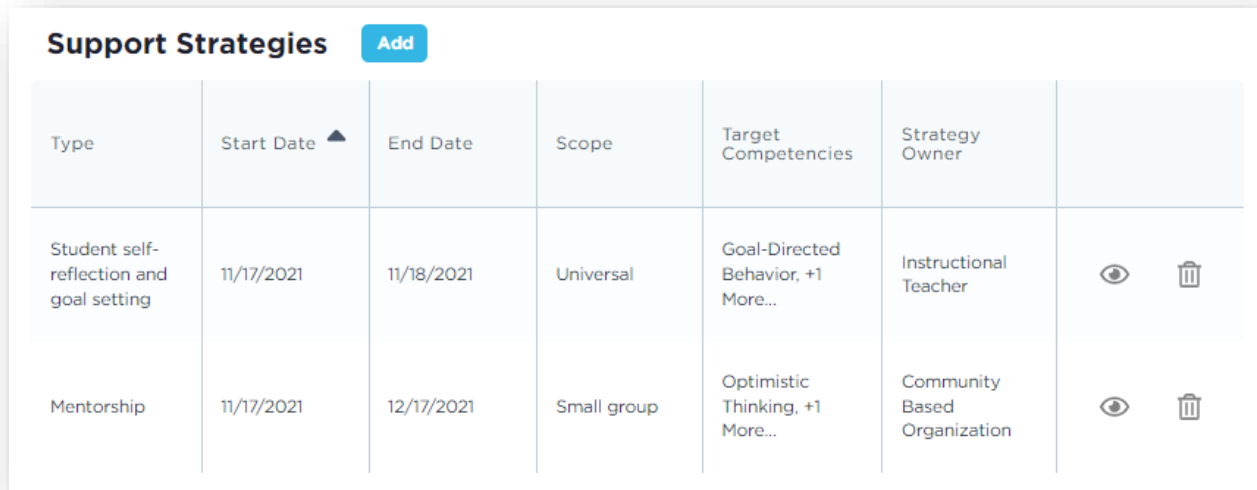






Note: To View / Edit a Support Strategy, click the View (eye icon) next to the strategy.

Note: To Delete a Support Strategy, click on the Delete (trash can icon) next to the strategy.

How To View Support Strategies

Permissions Required: none (all roles)



Type	Start Date ▲	End Date	Scope	Target Competencies	Strategy Owner	
Student self-reflection and goal setting	11/17/2021	11/18/2021	Universal	Goal-Directed Behavior, +1 More...	Instructional Teacher	 
Mentorship	11/17/2021	12/17/2021	Small group	Optimistic Thinking, +1 More...	Community Based Organization	 

From the Dashboard:

On the Dashboard, scroll until you see the **Support Strategies** section. Click on **My Support Strategies** to view the list of Support Strategies that you added. Click on the View (eye icon) to view / edit the full details of the Support Strategy.

From the Individual Student Report:

On the Individual Student Report (navigate here by searching for a student's name in the top search bar), scroll until you see the **Support Strategies** section. This is a list of ALL Support Strategies that exist for that student, regardless of if you documented them. Click on the View (eye icon) to view / edit the full details of the Support Strategy.

From the Competencies Report:

Navigate here by clicking on **Data & Insights**, then clicking on **Competencies**. Scrolling to the **Student Breakout** view at the bottom will show all students and their competency scores, ordered from lowest to highest SEC (Social Emotional Composite).

- A green checkmark will appear next to any student with an *Individual* or *Small Group* Support Strategy.
- A black notch will appear next to the strategy that the *Individual* or *Small Group* Support Strategy was targeting.

Student Breakout Export CSV

	SEC	SA	SM	SO	RS	GB	PR	DM	OT
Garnet, Pierce ✓	32	38	30	33	28	35	29	42	32
Boone, Kareem ✓	32	31	30	35	29	39	35	31	39
Glenn, Domi ✓	40	39	47	41	33	41	47	33	39
Esparza, Jaxxon	45	48	43	38	47	46	45	49	45
Mccall, Capri	46	48	45	49	45	48	45	42	45
Abbott, Jayleen	49	53	51	49	53	48	47	44	48
Heath, Baylor	56	57	56	57	57	55	55	52	57
Joseph, Anaya	60	65	69	60	61	55	57	63	54
Affaro, Noel	61	65	57	57	61	59	57	63	68

■ Strength ■ Typical ■ Need for Instruction
✓ Individualized Support Strategy in Place ▾ Support Strategy Applied

From the Support Strategies Report:

Navigate here by clicking on **Data & Insights**, then clicking on **Support Strategies**. This report shows summary counts of all the Support Strategies documented for the students you have visibility to.

You can also export the full list of Support Strategies from this report by clicking on the **Export All** button.

Note: To view how many students who were rated in the Need for Instruction descriptive range who have an individual or small group support strategy in place for them, add the following filters to the report:

- Descriptive Range: Need for Instruction
- Scope: Individual & Small Group
- Click **Apply**

In the screenshot below, it shows that 2 out of 289 students who scored in Need for Instruction have a Support Strategy currently in place.

Students with Support Strategies

589 Student(s)

2